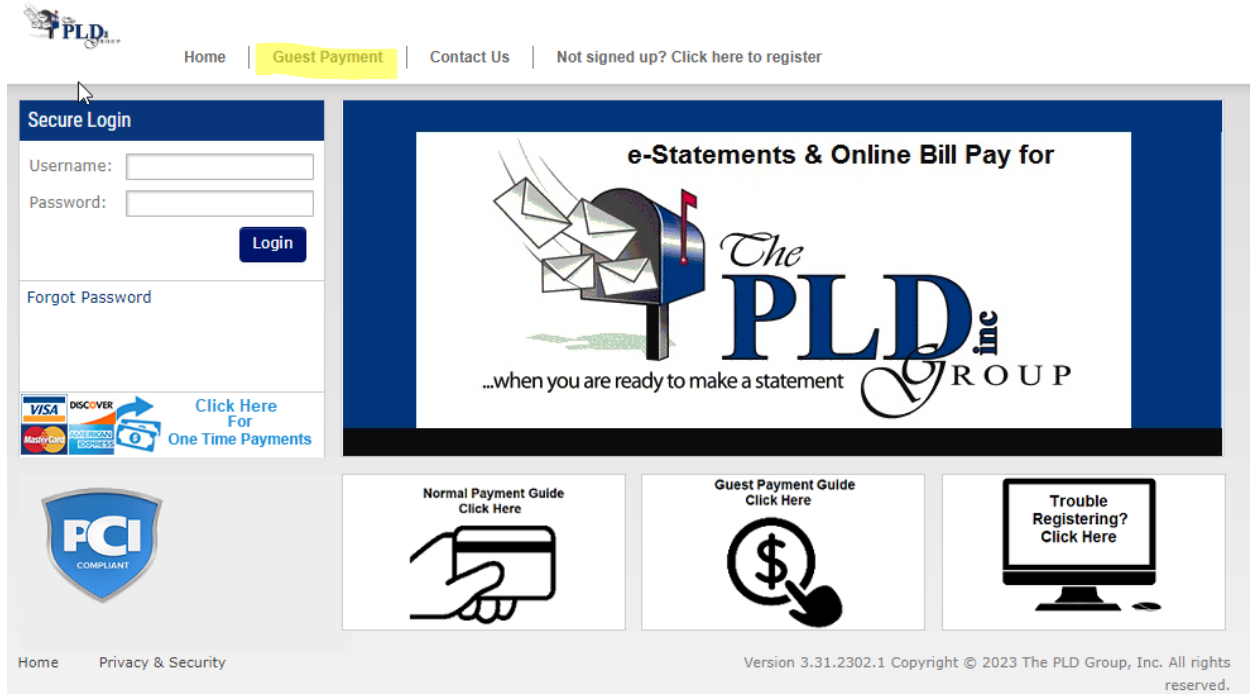


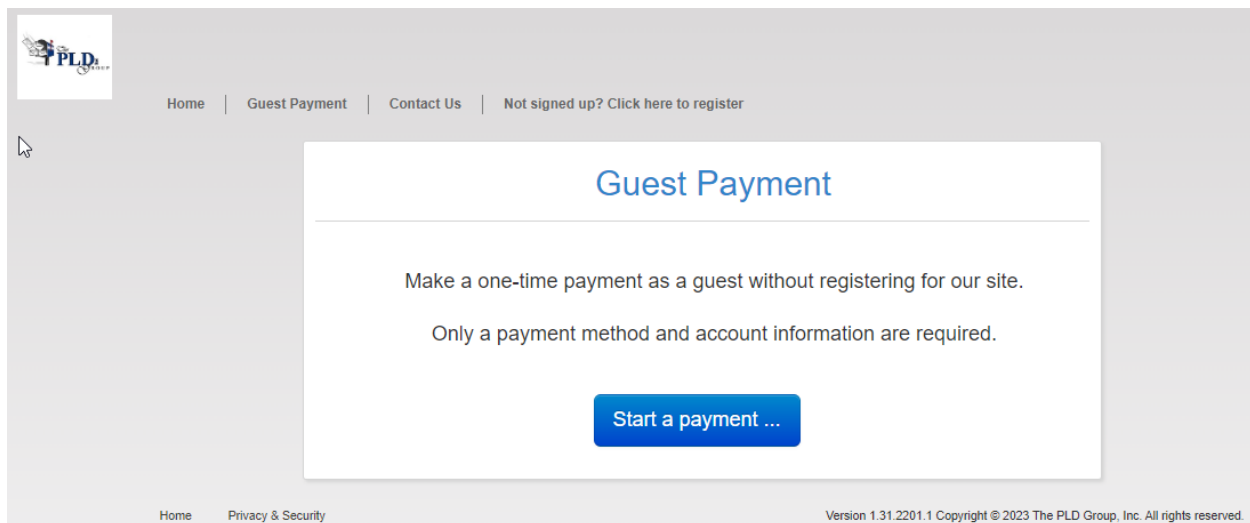
Guest Payments through The PLD Group smartPORTAL

First log into <https://invoices.thepldgroupinc.com> and select 'Guest Payments' at the top of the screen. There is no need to log in with a user name and password.



The screenshot shows the homepage of The PLD Group smartPORTAL. The top navigation bar includes links for Home, Guest Payment (highlighted in yellow), Contact Us, and Not signed up? Click here to register. The main content area features a 'Secure Login' section on the left with fields for Username and Password, a Login button, and a link for 'Forgot Password'. Below this is a 'Click Here For One Time Payments' link with a QR code. The right side of the page has a large banner for 'e-Statements & Online Bill Pay for The PLD Group' with an illustration of a mailbox. Below the banner are three buttons: 'Normal Payment Guide Click Here', 'Guest Payment Guide Click Here', and 'Trouble Registering? Click Here'. The footer includes a PCI COMPLIANT logo, Home and Privacy & Security links, and a copyright notice: 'Version 3.31.2302.1 Copyright © 2023 The PLD Group, Inc. All rights reserved.'

The "Start a Payment" page will appear.



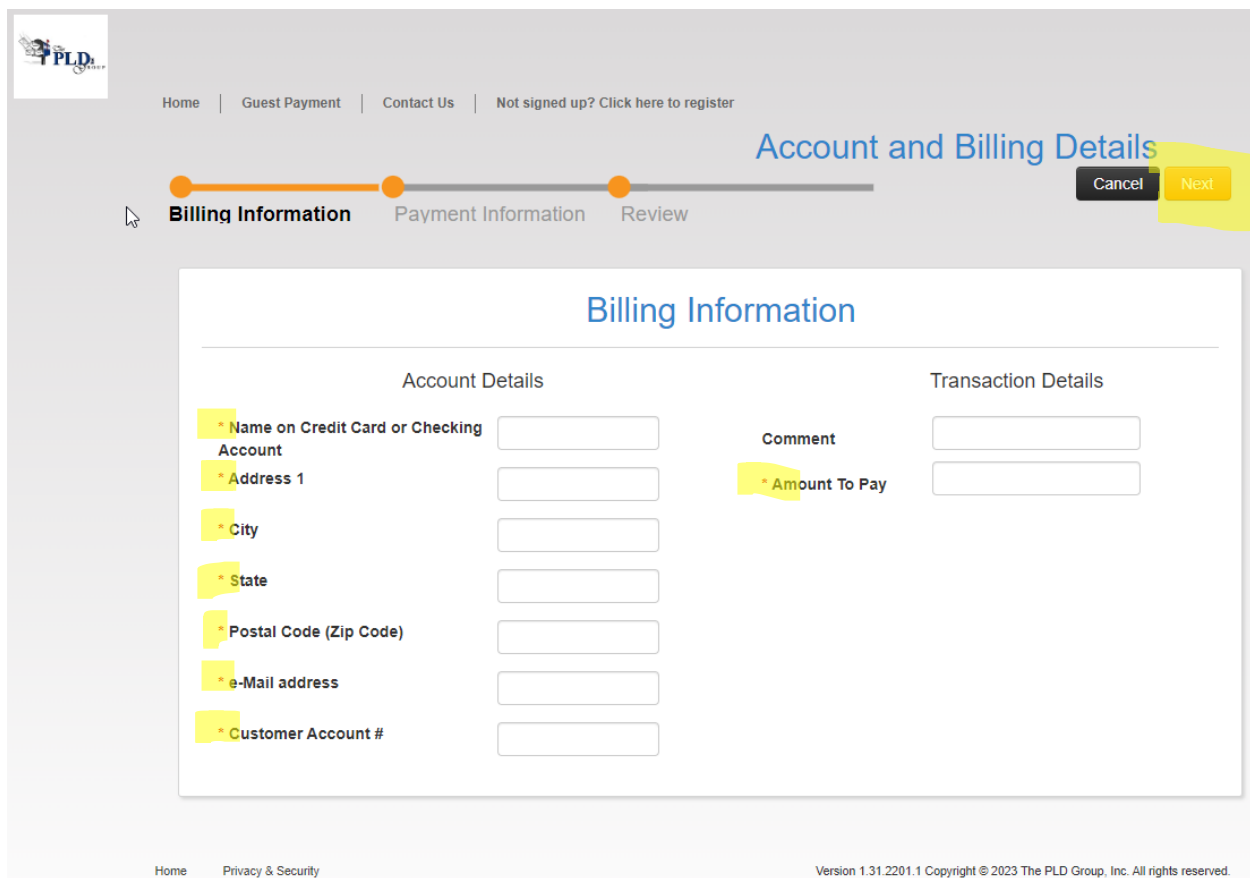
The screenshot shows the 'Guest Payment' page. The top navigation bar is the same as the previous page. The main content area has a heading 'Guest Payment' and a subheading 'Make a one-time payment as a guest without registering for our site.' Below this, it states 'Only a payment method and account information are required.' and features a large blue button labeled 'Start a payment ...'. The footer includes Home and Privacy & Security links, and a copyright notice: 'Version 1.31.2201.1 Copyright © 2023 The PLD Group, Inc. All rights reserved.'

Fill out the fields marked with a red asterisk. The remaining fields are optional.

The account number does need to match. You can find the account number on the upper right-hand side of your invoice.

The zip code will need to match your 'Address' for your credit card in order for the credit card to be approved.

Once completed with this page, select the 'Next' button at the top of the page.



Home | Guest Payment | Contact Us | Not signed up? Click here to register

Account and Billing Details

Cancel Next

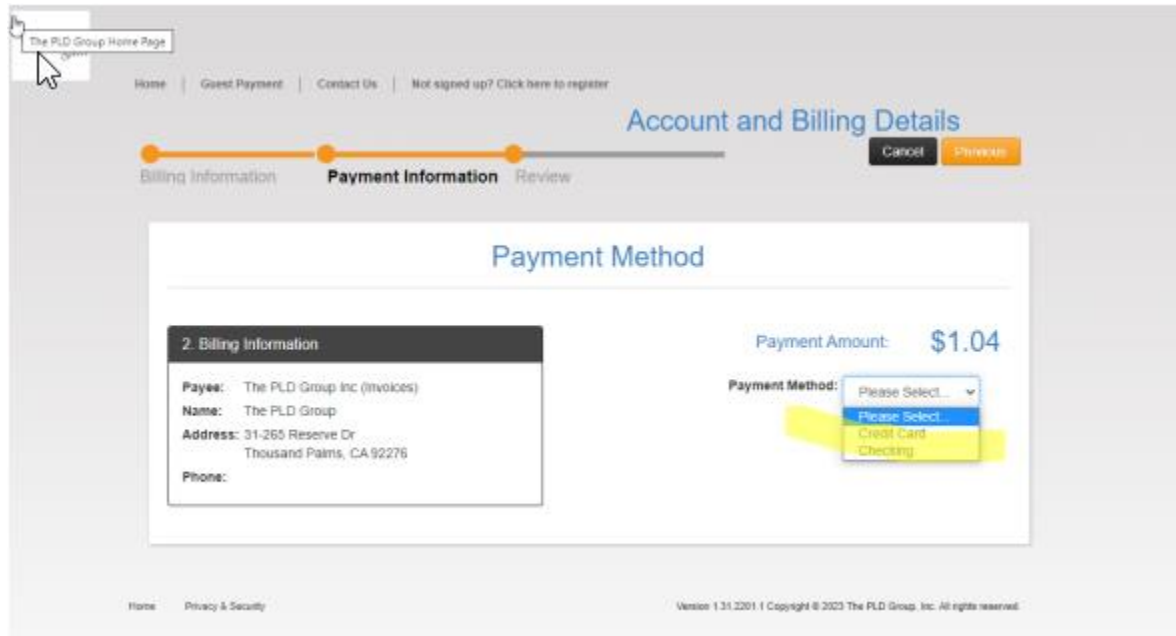
Billing Information

Account Details	Transaction Details
* Name on Credit Card or Checking Account	Comment
* Address 1	* Amount To Pay
* City	
* State	
* Postal Code (Zip Code)	
* e-Mail address	
* Customer Account #	

Home Privacy & Security

Version 1.31.2201.1 Copyright © 2023 The PLD Group, Inc. All rights reserved.

The Make Payments Page will come up next. The only activity required is to choose the 'Payment Method'; in this case 'Credit Card' or 'Checking' for E-Checks (ACH).



The PLD Group Home Page

Home | Guest Payment | Contact Us | Not signed up? Click here to register

Account and Billing Details

Cancel Continue

Billing Information Payment Information Review

Payment Method

2. Billing Information

Payee: The PLD Group Inc (Invoices)
Name: The PLD Group
Address: 31-265 Reserve Dr
Thousand Palms, CA 92276
Phone:

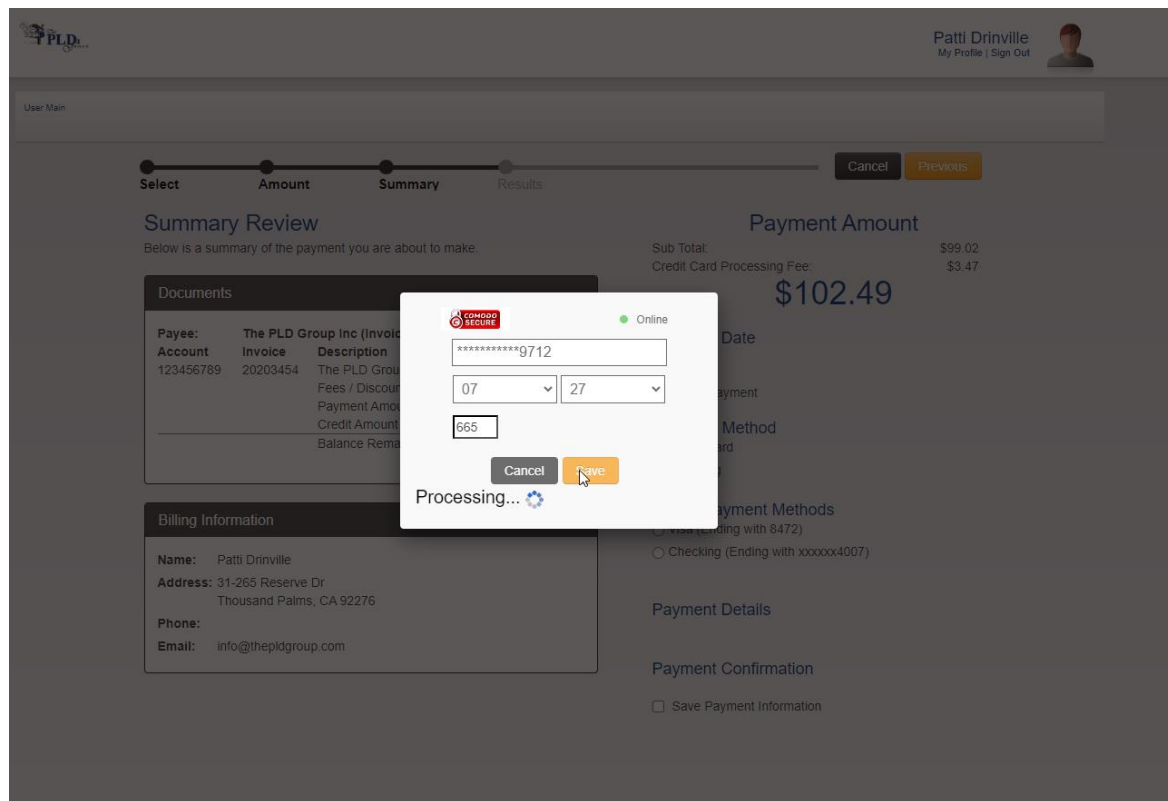
Payment Amount: \$1.04

Payment Method: Please Select...
Please Select...
Credit Card
Checking

Home Privacy & Security

Version 1.31.2201.1 Copyright © 2023 The PLD Group, Inc. All rights reserved.

Credit Card payments will have a 3.5% processing fee added to the amount paid.
Using a Checking Account is at no charge.
Once the Credit Card field is selected, a pop up screen will appear.




Please note your credit card number, and/or expiration date is NOT shared with The PLD Group Inc.

You are now directed to the processing center using a secure VPN that is PCI compliant. Simply enter the credit card number and the expiration date. After a moment the 'Make Payment' page will now illustrate the card's last 4 numbers and a button marked 'Pay Now' for you to click.

The next pages are for your peace of mind to have a chance to review the payment you wish to make, change, cancel or submit along with Payment confirmation / approval and 'Reference Number'.

In the upper right hand side, select the 'Done' button to exit out of the 'Guest Payment' screen.



[Home](#) | [Guest Payment](#) | [Contact Us](#) | [Not signed up? Click here to register](#)

Account and Billing Details

[Billing Information](#) | **[Payment Information](#)** | [Review](#)

2. Billing Information

Payee: The PLD Group Inc (Invoices)
Name: The PLD Group
Address: 31-265 Reserve Dr
 Thousand Palms, CA 92276
Phone:

Sub Total: \$1.04

Credit Card Processing Fee: \$0.04

Payment Amount: \$1.08

Payment Method:


Masked Account Number: Card ending with 9712

☒ I Confirm and Authorize this Payment


[Review and Submit](#)

[Home](#) | [Privacy & Security](#)

Version 1.31.2261.1 Copyright © 2023 The PLD Group, Inc. All rights reserved.



[Home](#) | [Guest Payment](#) | [Contact Us](#) | [Not signed up? Click here to register](#)


Payment not yet submitted: Please review the following payment summary before submitting payment for processing.

Payment Review

Payment Date: 6/16/2023 10:45:58 AM

Method: Credit Card

Total: \$1.08

Type: Standard Payment

Payee: The PLD Group Inc (Invoices)

Bill To: The PLD Group

Address: 31-265 Reserve Dr
Thousand Palms, CA 92276

Email: info@thepldgroup.com

Sub-Total	\$1.04
Credit Card Processing Fee	\$0.04
Total Payment	\$1.08

[Cancel Payment](#)
[Submit Payment](#)

New payment system receipt
User Main >> New payment system receipt

Thank You for Your Payment

Payment Date: 6/16/2023 3:41 PM
Status: **Approved**
Message: **APPROVED**

Total: \$0.25
Type: Standard Payment
Method: Visa (Ending with 9712)

Bill To: Patti Drinville
Address: 31-365 Reserve Dr
Thousand Palms, CA 92276
Email: info@thepldgroup.com

Account#	Payee	Invoice	Description	Due	Paid
123456789	The PLD Group Inc (Invoices)	20203454	The PLD Group (Test Acct)	\$99.02	\$0.25
				\$99.77	\$9.25

Sub-Total	\$0.25
Credit Card Processing Fee	\$0.01
Credits Applied	(\$0.00)
Total Paid	\$0.26


Version: 3.01.2003.1 Copyright © 2003 The PLD Group, Inc. All rights reserved.



Within 30 seconds, an email will be sent to the email entered on the first page confirming your payment was received and approved.

Your Payment has been Approved




The PLD Group Production <jim@thepldgroup.com>

To:  Nora Kavenchy

 [Reply](#) [Reply All](#) [Forward](#)  

Fri 6/16/2023 3:41 PM

 If there are problems with how this message is displayed, click here to view it in a web browser.
Click here to download pictures. To help protect your privacy, Outlook prevented automatic download of some pictures in this message.

Thank you for your payment with The PLD Group Inc online bill pay.

Thank you for your payment.

Your payment has been successfully processed and will be applied to your account. Below you will find the transaction information regarding your payment.



Customer Name: Patti Drinville							
Details:	Account #	Account Name	Document Date	Invoice	Amount	Pay Amount	Comments
	123456789	The PLD Group (Test Acct)	09/15/2022	20203454	100.02	0.25	

Thank you for choosing The PLD Group Inc for your printing & mailing needs. Should you have any additional questions or wish to go over in more detail, please do not hesitate to contact us at the phone number listed on your statement.

[The PLD Group Inc](#)